



MONTHLY BLOOM COMPETITION for 2017

Class	Description	Mar	Apr	May	Jun	Jul	Aug	Sep
1	Sasanqua Single	✓	✓					
2	Sasanqua Formal Double & Elegans Form	✓	✓					
3	Sasanqua other forms	✓	✓					
4	Sasanqua any form			✓	✓			
5	Japonica/Hybrid Single		✓	✓	✓	✓	✓	✓
6	Japonica/Hybrid Semi-double		✓	✓	✓	✓	✓	✓
7	Japonica/Hybrid Elegans Form		✓	✓	✓	✓	✓	✓
8	Japonica/Hybrid Informal Double		✓	✓	✓	✓	✓	✓
9	Japonica/Hybrid Formal Double		✓	✓	✓	✓	✓	✓
10	Japonica/Hybrid Miniature		✓	✓	✓	✓	✓	✓
11	Japonica/Hybrid any form	✓						
12	Reticulatas & their hybrids		✓	✓	✓			
13	Reticulatas & their hybrids up to 130mm					✓	✓	✓
14	Reticulatas & their hybrids over 130mm					✓	✓	✓
15	Other not listed	✓	✓	✓	✓	✓	✓	✓
16	Clusters & sprays of multi-flowered species & hybrids	✓	✓	✓	✓	✓	✓	✓
17	New seedling or sport (1 to 3 blooms)	✓	✓	✓	✓	✓	✓	✓
C1	Collection: Sasanqua, any form, 3 blooms	✓	✓					
C2	Collection: Any camellia, any form, 3 blooms		✓	✓	✓	✓	✓	✓

Classes

Classes 1 to 15: one bloom, with a maximum of 2 attached leaves

Classes C1 & C2: a collection of 3 blooms, with a maximum of 2 attached leaves

Competition

A 'Novice' exhibitor has not won the annual 'Novice' championship, nor have they scored 20 points in a monthly 'Open' competition. The competition year starts in March, and a 'Novice' in March remains so to the end of that year. A bloom exhibited by a 'Novice' can win in 'Open' classes.

Points

'Open' and 'Novice' Classes 1 to 16: 1st = 3 points; 2nd = 2 points; 3rd = 1 point (if required)






'Open' and 'Novice' Collections Classes C1 to C2: 1st = 6 points; 2nd = 4 points; 3rd = 1 point (if required)

'Open' and 'Novice' Champion bloom (from the winning blooms) Extra 3 points

Benching

- Place bloom/s on table to show flower to best advantage to the judge.
- Place one small card, approx. 2cm x 5cm, (available at the meeting or more conveniently prepared at home beforehand) in front of the bloom or collection of blooms once benched.
- The card shall have the camellia name written on one side; the name of the exhibitor on the other. The card shall be placed exhibitor side down. Ensure your writing is clear and legible!
- White cards should be used for 'Open', coloured for 'Novice'.
- A member may only show a maximum of two of the same cultivar in a class.

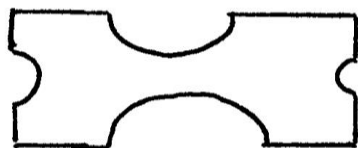
Camellia Flower Forms

	<p><u>SINGLE</u> One layer of up to 8 petals, surrounding a central stamen cluster. Many sasanquas and species are this form. Eg. 'Spencer's Pink', 'Yuletide'.</p>
	<p><u>SEMI-DOUBLE</u> Two or more layers of 9 or more petals, again surrounding a central bunch of stamens. Eg. 'The Czar', 'White Nun'.</p>
	<p><u>ANEMONE FORM</u> One or more rows of large outer petals, lying flat or undulating, the centre a convex mass of petaloids and stamens. Eg. 'Elegans'.</p>
	<p><u>PEONY FORM</u> Also called informal double. Many layers of irregular and wavy petals. Eg. 'Debutante', 'Tomorrow'.</p>
	<p><u>FORMAL DOUBLE</u> Many rows of regular petals, building up to the centre, and never showing stamens. Eg. 'Otome', 'Desire'.</p>

Camellia Flower Sizes

The size of a camellia bloom is determined by measuring it's diameter in centimeters (cm):

Miniature	Small	Medium	Large	Very Large
7cm or less	Over 7 – 9cm	Over 9 – 11cm	Over 11 – 13cm	Over 13cm



Many exhibitors make themselves a card with semi-circles of 7cm; 9cm; 11cm; and 13 cm diameter cut out, and labelled, to act as a gauge.